



## VALPRO COMMERCIAL REFRIGERATION

5256 Eagle Trail Drive

Tampa, FL 33634

813-502-0300

Toll Free 1-888-VALPRO-8

[www.ValproRefrigeration.com](http://www.ValproRefrigeration.com)

[sales@ValproRefrigeration.com](mailto:sales@ValproRefrigeration.com)

PROJECT:

MODEL #:

ITEM #:

QTY:

AVAILABLE W/H:

APPROVAL:

## 420 lbs. ICE MAKER MACHINE 7/8" CUBE WITH BIN MODEL: VPIM420

Valpro commercial ice maker machines are available in variety of sizes with a broad range of ice production capacities. Our air cooled ice makers produce crystal clear gourmet full cube ice with efficient water and electric use. Our air cooled VPIM420 model will produce up to 420 lbs. of ice and is designed and manufactured to the highest standards of safety and performance. This unit is self monitoring, low maintenance, simple operation and easy to clean. All Valpro products are manufactured under strict ISO9001 standards for quality assurance, and to consistently deliver to our customers products that satisfy all expectations. All our products are operated, extensively monitored, and undergo rigorous

### FEATURES

- ◆ 304 Stainless steel exterior and framework construction
- ◆ Durable ABS door
- ◆ Easy ergonomic access to ice and ice making components
- ◆ Clear cube water-flowing evaporator technology
- ◆ Produces up to 420 lbs. ice in 24 hours\*
- ◆ Integrated 244 lbs. capacity ice bin foamed in place with high density CFC free polyurethane insulation
- ◆ Produces clear hard 7/8 x 7/8 x 7/8 cubes
- ◆ Water saving efficient water-flowing circuit provides 99% water to ice ratio
- ◆ Consistent and uniform ice cube harvest weight independent of ambient temperatures
- ◆ Pump valve assisted residual water purge following standby mode and auto-clean cycles
- ◆ Simple control panel displays self-monitoring status of unit including prompt for recommended cleaning cycle
- ◆ Automatic overflow prevention
- ◆ Adjustable leveling legs
- ◆ Ice scoop included
- ◆ Robust self-contained air cooled condenser, rear in, sides out airflow
- ◆ Exceeds US federal energy efficiency requirements
- ◆ Exceeds UL563 safety standards and sanitation standard NSF12



**WARRANTY**  
**2 YEAR Parts & Labor**  
**5 YEAR Compressor**



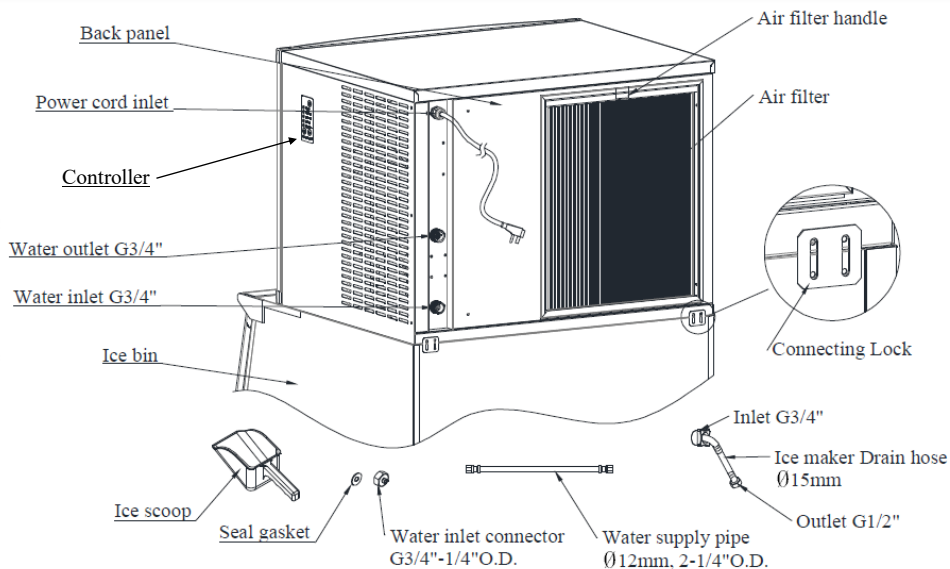


VPIM420

°F	41	50	70	90
50	435			
70		386		
90			275	
100				198

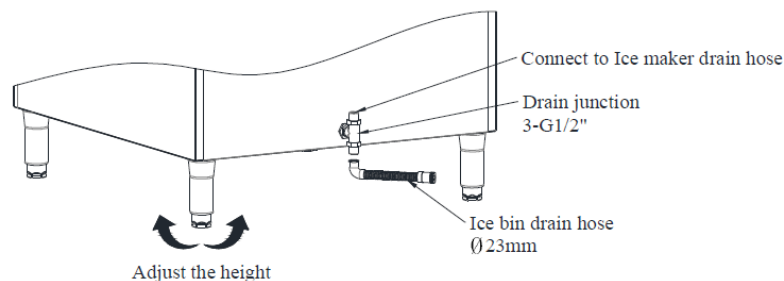


unit : lbs/24h

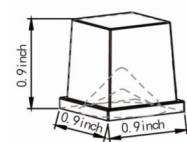


## Technical Data

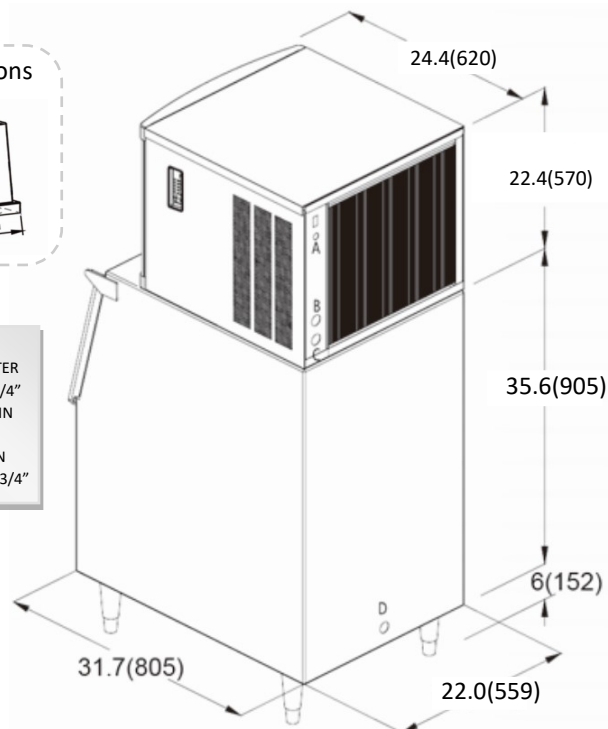
Exterior Cabinet Material	304 Stainless Steel
Door Material	ABS Molded
Ice Production	420 lbs./24h*
Storage Bin Capacity	244 lbs.
Ice Making Cycle Time	12-25 (Minutes)
Ice Cube Quantity Each Cycle	12 Row x 13 Column
Ice Cube Size	7/8 x 7/8 x 7/8
Ambient Temp Range	50°F to 100°F
Water Temp Range	41°F to 95°F
System Refrigerant	R404A, 30.3 oz.
High Side Pressure	340psig
Low Side Pressure	180psig
Voltage / Frequency	115V/60Hz
Fuse (A)	20
Amps	Making-13.8 Harvest-15.8
Power Consumption	2.4kW-h/100 lbs. of ice
Power Cord	NEMA 5-15P
Net Weight Ice Machine	130
Net Weight Ice Bin	73
Ice Machine Dimensions	22"W x 24.4"D x 22.4"H
Ice Bin Dimensions	22"W x 31.7"D x 35.6"H



### Cube Dimensions



- A. POWER LINE
- B. ICEMAKER WATER SUPPLY INLET 3/4"
- C. ICEMAKER DRAIN OUTLET 3/4"
- D. CONDENSATION DRAIN OUTLET 3/4"



Due to periodic changes in designs, procedures and regulations the specifications in these sheets are subject to change without notice. While these specifications were prepared for best accuracy, for any specification sensitive questions please contact our sales department or your sales representative for pre-sales assistance. \*Ice production variable with temperature